



Project	
Nomenclature	
Type	Date
Approval	
Notes	

This superior-grade true length LED decorative retail fixture is ideal for indoor use, where energy efficiency, performance and ease of maintenance is essential. Its rugged design and superior light paths make it an ideal fixture for low and high bay applications

Luminaire Summary

Features

- Operating temperature ranges available from -40C to 40C
- L70 of 230,000+ hours, L90 of 70,000+ hours
- Standard 0 - 10V dimming
- Available in 2700K, 3000K, 3500K, 4000K, 5000K and 6500K
- Lumen packages are available ranging from 2' 1.75L (1750lm) to 8' 23L (23000lm)

Approvals

- ETL certified to UL Canada and United States standards
- Made with UL Listed components
- DLC Listed

Mounting

- Holes provided for V-hangers, S-hook chain-mounting, or aircraft cables
- Optional pendant mount and surface mount brackets

Construction

- Manufactured in Ontario, Canada
- Cold-rolled steel parts are precision bent for added strength and rigidity
- Access panel provided for easy wiring
- Powder-coated finish in low-gloss white

Electrical

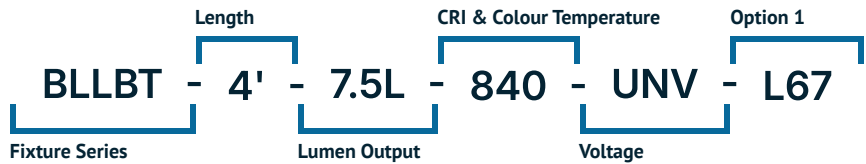
- Available in 120-277V, 120-347V, 347V and 480V

Options

- Custom lengths available
- Wireless Controls Available
- 90 and 95+ CRI Options Available
- 120-347V(UN3) Available

Ordering Information

Fill in the fields below with your product selections. If you need help with this section, [contact your local sales professional](#).



1	2	3	4	5
BLLBT				

Series	Lumen Output		CRI	Colour Temp	Voltage		
BLLBT	2' 1.75L	1750lm	8' 9L	9000lm	8 - 80 CRI	27 - 2700K	UNV - 120-277V
	2' 2.25L	2250lm	8' 11L	11000lm	9 - 90 CRI	30 - 3000K	UN3 - 120-347V
	2' 2.75L	2750lm	8' 13L	13000lm	1 - 95+ CRI	35 - 3500K	347 - 347V
	4' 4.5L	4500lm	8' 15L	15000lm		40 - 4000K	480 - 480V
	4' 5.5L	5500lm	8' 17L	17000lm		50 - 5000K	
	4' 6.5L	6500lm	8' 19L	19000lm		65 - 6500K	
	4' 7.5L	7500lm	8' 21L	21000lm			
	4' 8.5L	8500lm	8' 23L	23000lm			
	4' 9.5L	9500lm	**L - Custom lumen package or length				
	4' 10.5L	10500lm					
	4' 11.5L	11500lm					

Options

Lenses

L0	No Lens
L55	Clear Acrylic
L67	Frosted Acrylic

Cords

W3xx	White 16/3 (Specify Length)
W4xx	Black 16/3 (Specify Length)
W59xx	White 18/5 (Specify Length)
W***	Other Options Available*

Key.	Cord Length.	Key	Cord Length
6	6FT	15	15FT
10	10FT	20	20FT

Ex. W406 would be 16/3 Black, 6FT

Dimming

B11	0-10V Dimming Leads
B12	Line Voltage Dimming
B27	Dim-to-off Driver

Controls

WC10*	Encelium Wireless Controls
WC18*	NX Wireless Controls
WC19*	Avi-on Wireless Controls
WC22*	JDRF Wireless Controls

Motion Sensors

W26	Photocell Motion Sensor
W57	Dimming Motion Sensor (dims to 50% when unoccupied)
W53*	On/Off
W8*	High/Low
WX16	Microwave Dimmable Sensor
W**	Other Options Available*

Wire Guard

G1	Heavy Duty White
G5	Heavy Duty Black

Emergency Driver

B17	UL924 10W Battery Back-up
F8	UL924 Emergency Relay

Packaging

BLANK	Individually Boxed on Pallets
P0	Bulk Packaging
P**	Other Options Available*

Mounting

M1	V-Hangers
M2xx	V-Hanger with Aircraft Loop Cables
M3xx	Y-Toggle Aircraft Cables
M24	Single Pendant Mount(3/4 Hub)
M25	Surface Mount
M**	Other Options Available*

Key.	Aircraft Length.	Key	Aircraft Length
5	5FT	15	15FT
10	10FT	20	20FT

Ex. M305 would be Y-Toggle, 5FT

Modular Wiring

W27XYZC	Modular Power Cable
W22XY	Molex Row Mounting Wiring

Baffles

J31	White Louver
J47	Black Louver

Warranty

CL7	10-Year Comprehensive Warranty Upgrade
-----	--

Documentation and Resources

All files and resources are available on our website for download. Files and resources are also embedded as links in this document, listed below. Additional files may be available upon request. Please contact your local sales agent [here](#) or contact sales@bjtake.com for more information.

- BLLBT - Installation Instructions
- BLLBT-4FT-6.5L-840-L67
- BLLBT-4FT-9.5L-840-L67
- BLLBT-8FT-9L-840-L67
- BLLBT-8FT-15L-840-L67
- BLLBT-8FT-21L-840-L67
- BLLBT-4FT-4.5L-840-L67
- BLLBT-4FT-7.5L-840-L67
- BLLBT-4FT-10.5L-840-L67
- BLLBT-8FT-11L-840-L67
- BLLBT-8FT-17L-840-L67
- BLLBT-8FT-23L-840-L67
- BLLBT-4FT-5.5L-840-L67
- BLLBT-4FT-8.5L-840-L67
- BLLBT-4FT-11.5L-840-L67
- BLLBT-8FT-13L-840-L67
- BLLBT-8FT-19L-840-L67

Certifications and Listings

Certifications that apply to this fixture and its possible configurations are listed here. More information available upon request.

Icon	Description
	Wireless Controls Available
	DLC Listed
	ETL Listed
	90 and 95+ CRI Options Available
	120-347V(UN3) Available

Usage Applications

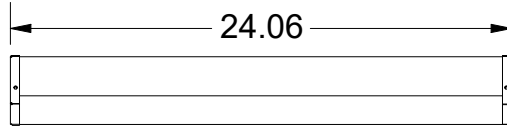
This fixture can be used in a variety of applications, and is ideal for the following:

Usage Application
Manufacturing Facilities
Storage & Warehousing
Gymnasiums
Retail Stores
Grocery Stores

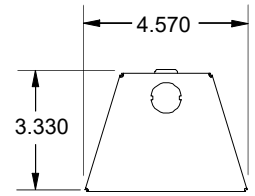
Warranty Statement

BJ Take products are tested and/or inspected prior to being packaged for shipment and are guaranteed from the day the product is shipped for a period of ten-year LED chip warranty and a five-year comprehensive component warranty. This can be upgraded to a ten-year comprehensive warranty on request.

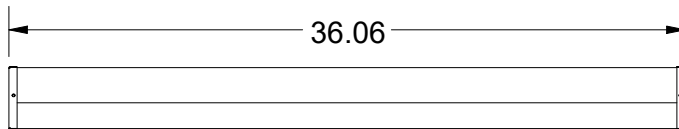
BLLBT, 2 Foot, Side Dims



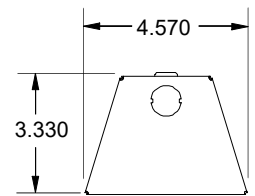
2FT End View




BLLBT, 3 Foot, Side Dims



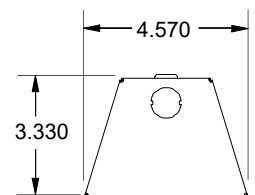
3FT End View



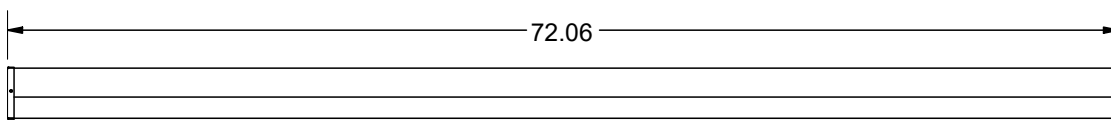
BLLBT, 4 Foot, Side Dims



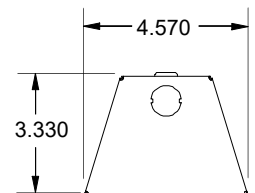
4FT End View



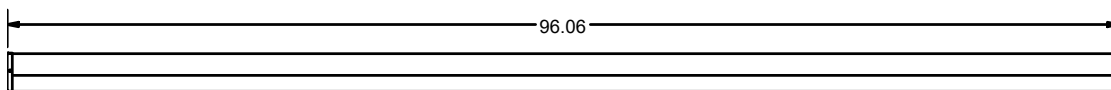
BLLBT, 6 Foot, Side Dims



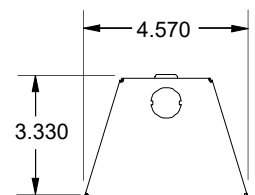
6FT End View



BLLBT, 8 Foot, Side Dims



8FT End View



- * Drawings aren't to scale
- * Standard tolerances apply
- * Specifications may change without notice

Important Information

Below you will find the available wattage charts for the BLLBT. For any required specifications that are not listed here, please contact our sales team at sales@bjtake.com to request any additional information.

BLLBT, 2 Foot Wattage

Size	Lumen Output	Actual Lumen Output	Fixture Wattage	Lumens per Watt
2'	1.75	1743	12.70	137.60
2'	2.25	2241	16.29	137.60
2'	2.75	2731	20.06	136.10

BLLBT, 3 Foot Wattage

Size	Lumen Output	Actual Lumen Output	Fixture Wattage	Lumens per Watt
3'	3.00	2973.78	21.60	137.60
3'	3.50	3424.91	25.40	134.90
3'	4.00	3892.72	29.20	133.50
3'	4.50	4348.80	32.90	132.00
3'	5.00	4793.14	36.70	130.60
3'	5.50	5227.12	40.50	129.20
3'	6.00	5649.71	44.20	127.80
3'	6.50	6064.78	48.00	126.40

BLLBT, 4 Foot Wattage

Size	Lumen Output	Actual Lumen Output	Fixture Wattage	Lumens per Watt
4'	4.50	4482	32.60	137.60
4'	5.50	5462	40.10	136.10
4'	6.50	6418	47.70	134.70
4'	7.50	7355	55.20	133.30
4'	8.50	8268	62.70	131.90
4'	9.50	9162	70.30	130.40
4'	10.50	10034	77.80	129.00
4'	11.50	10889	85.40	127.60

BLLBT, 6 Foot Wattage

Size	Lumen Output	Actual Lumen Output	Fixture Wattage	Lumens per Watt
6'	6.75	6691.00	48.60	137.60
6'	8.25	8073.00	59.80	134.90
6'	9.75	9488.50	71.10	133.50
6'	11.25	10872.00	82.30	132.00
6'	12.75	12222.50	93.60	130.60
6'	14.25	13543.00	104.80	129.20
6'	15.75	14830.50	116.10	127.80
6'	17.25	16095.00	127.40	126.40

BLLBT, 8 Foot Wattage

Size	Lumen Output	Actual Lumen Output	Fixture Wattage	Lumens per Watt
8'	9	8900	64.70	137.70
8'	11	10684	79.60	134.30
8'	13	12559	94.60	132.80
8'	15	14389	109.50	131.40
8'	17	16177	124.40	130.00
8'	19	17924	139.40	128.60
8'	21	19627	154.30	127.20
8'	23	21301	169.40	125.80

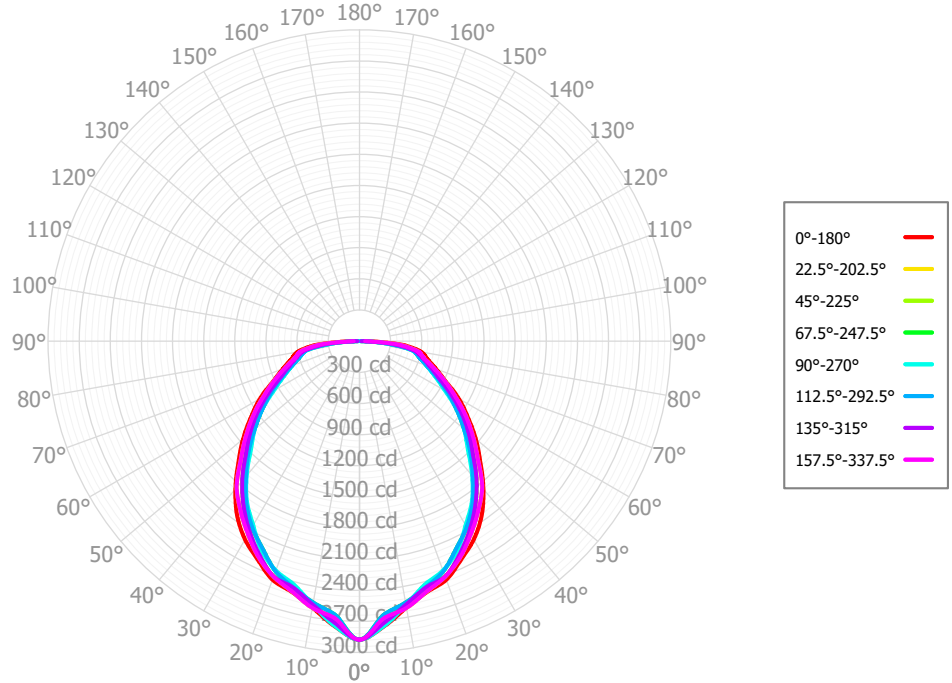
BLLBT, Light Loss Factor (LLF)

CCT	Output%
2700K	92.95
3000K	95.51
3500K	96.80
4000K	100.00
5000K	101.28
90CRI	84.72

BLLBT-4FT-7.5L-840-L67

Cone of Light

Mtg Height	Light Level	Beam Diameter
6.0 ft	79.9 fc	14.6 ft
8.0 ft	44.9 fc	19.5 ft
10.0 ft	28.8 fc	24.4 ft
12.0 ft	20.0 fc	29.3 ft
14.0 ft	14.7 fc	34.1 ft
16.0 ft	11.2 fc	39.0 ft

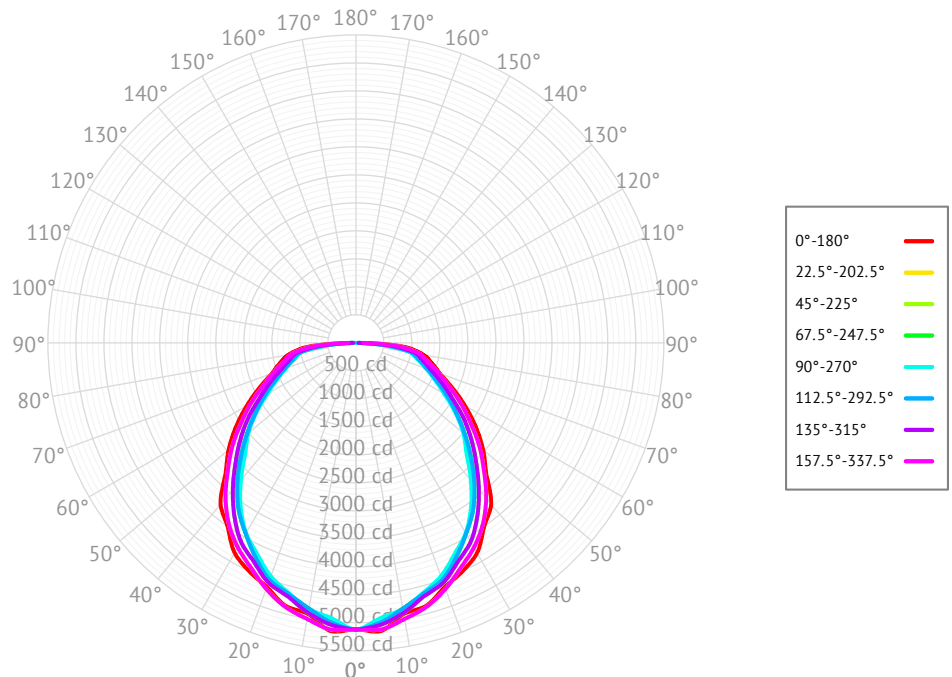


Based on BLLBT-4FT-7.5L-840-L67.

BLLBT-8FT-15L-840-L67

Cone of Light

Mtg Height	Light Level	Beam Diameter
6.0 ft	142.1 fc	17.4 ft
8.0 ft	79.9 fc	23.2 ft
10.0 ft	51.2 fc	29.0 ft
12.0 ft	35.5 fc	34.8 ft
14.0 ft	26.1 fc	40.6 ft
16.0 ft	20.0 fc	46.4 ft

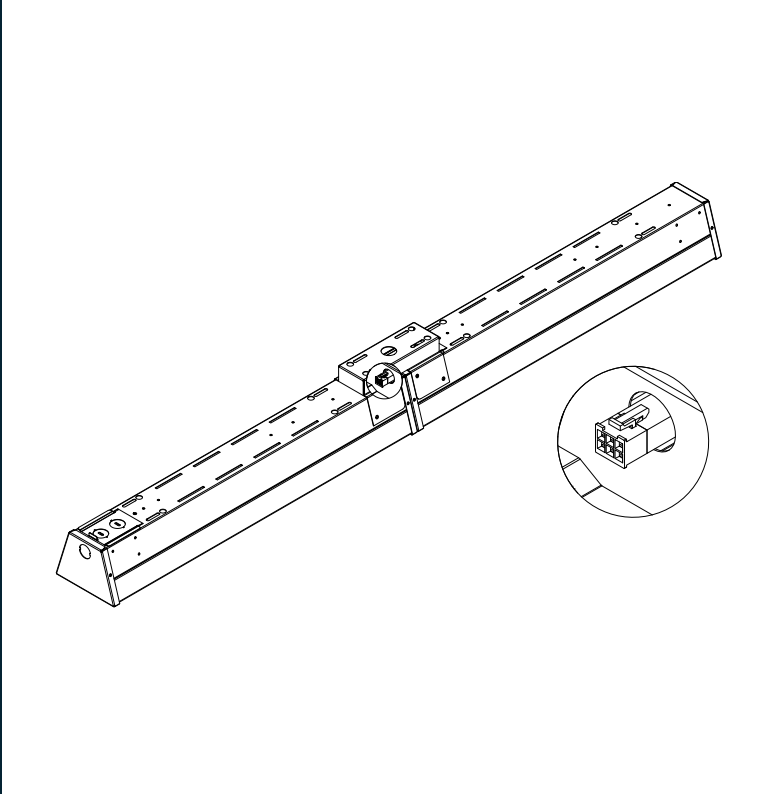


Based on BLLBT-8FT-15L-840-L67.


Modular Wiring

The BLLBT has options for modular wiring. Below you will find the diagrams for these wiring options, and the relevant option codes necessary for ordering them.

W22XY - Molex Row Mounting Wiring



W27XYZC - Modular Power Cable



W22XY - Molex Row Mounting Wiring

X - Style	Y - Poles
E - End	3 - 3 Pole
.	4 - 4 Pole
.	5 - 5 Pole
.	6 - 6 Pole

Example: **W22E6** (see image above)

W27XYZC - Modular Power Cable

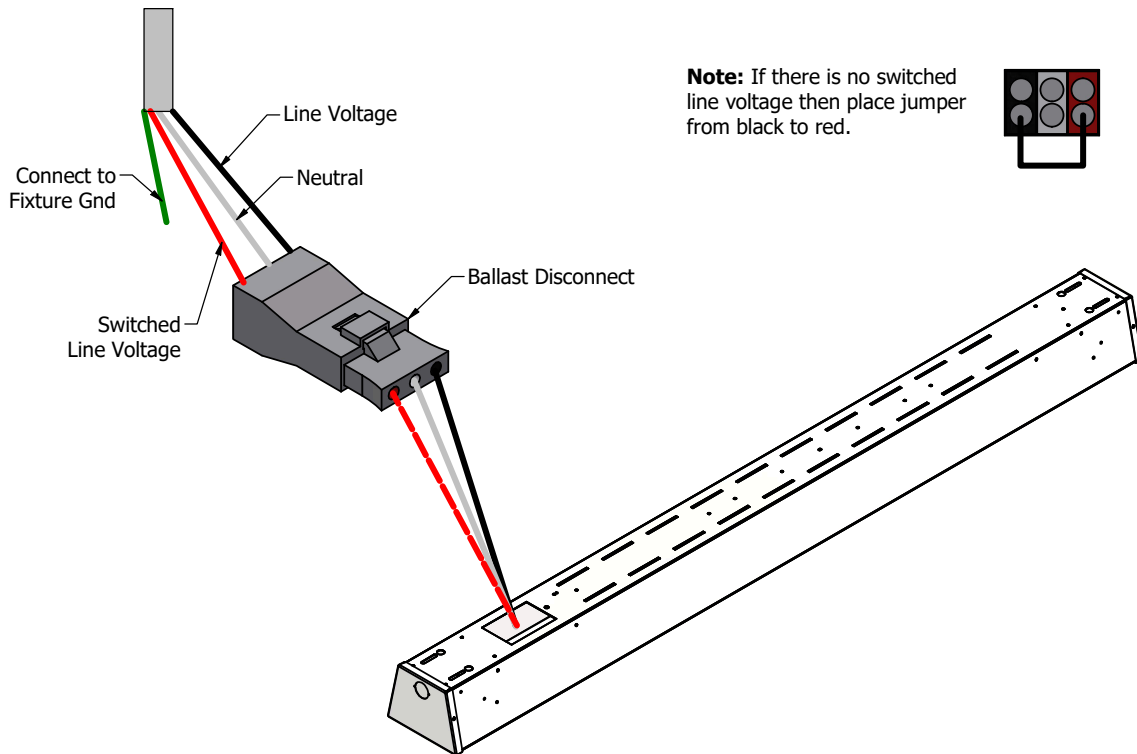
X - Style	Y - Poles	Z - Wiring	C - Colour
S - Side	3 - 3 Pole	Blank - Standard	Blank - White
E - End	4 - 4 Pole	E - End of Row	B - Black
T - Top	5 - 5 Pole	.	G - Grey
.	6 - 6 Pole	.	.

Example: **W27E3** (see image above)

Emergency Battery Plan - 10W

Emergency Lighting	Solution System Components	System Operation
Option Code 'B17' - UL 924 listed components that are factory installed in the luminaire	UL 924 listed 10-watt battery integral to the luminaire	Loss of normal power is detected by the B17 emergency light solution and the power supply is switched automatically to the 10-watt integral battery pack which powers the emergency LED lighting driver.
	UL 924 listed LED emergency lighting driver integral to the luminaire	The battery pack and emergency LED driver are UL 924 certified to provide a minimum of 90-minutes of emergency lighting.
	Wiring options for both switched and unswitched emergency lighting	

Emergency Lighting Wiring



Important Information

More information on emergency lighting options and configurations available on request.